



GRAUER & WEIL (INDIA) LIMITED
 REGD. OFFICE: AKURLI ROAD, KANDIVALI (EAST), MUMBAI 400 101
 UNAUDITED FINANCIAL RESULTS
 FOR THE QUARTER & NINE MONTHS ENDED 31ST DECEMBER, 2014

Rs. In Lacs

SR NO	PARTICULARS	QUARTER ENDED			NINE MONTHS ENDED		YEAR ENDED
		31-Dec-14	30-Sep-14	31-Dec-13	31-Dec-14	31-Dec-13	31-Mar-14
		Unaudited	Unaudited	Unaudited	Unaudited	Unaudited	Audited
1	Income from Operations						
	Gross Sales (net of Excise Duty) / Income from Operations	11,302	11,017	10,472	32,076	29,655	42,045
	Less: Trade Discount	1,085	1,111	1,009	3,109	2,936	4,076
	a) Net Sales/Income from Operations	10,217	9,906	9,463	28,967	26,719	37,969
	b) Other Operating Income	163	186	118	519	439	617
	Total Income from Operations (net)	10,380	10,092	9,581	29,486	27,158	38,586
2	Expenditure						
	a) Cost of materials consumed	5,388	5,237	5,097	15,417	14,079	19,842
	b) Purchases of stock-in-trade	50	56	141	176	262	388
	c) Changes in inventories of finished goods, work-in-progress and stock-in-trade	(197)	(68)	(107)	(683)	307	586
	d) Employee benefits expense	1,179	1,168	1,055	3,536	3,092	4,280
	e) Depreciation and amortisation expense	391	488	285	1,241	858	1,149
	f) Other expenses	2,110	1,900	1,828	5,784	4,835	7,424
	Total expenses	8,921	8,781	8,299	25,471	23,433	33,669
3	Profit from operations before Other income, finance costs & exceptional items. (1- 2)	1,459	1,311	1,282	4,015	3,725	4,917
4	Other Income	102	72	(27)	200	408	342
5	Profit from ordinary activities before finance costs & exceptional items. (3 + 4)	1,561	1,383	1,255	4,215	4,133	5,259
6	Finance Costs	340	374	431	1,080	1,312	1,674
7	Profit from ordinary activities after finance costs but before exceptional items. (5 - 6)	1,221	1,009	824	3,135	2,821	3,585
8	Exceptional items	-	-	-	-	-	-
9	Profit from ordinary activities before Tax (7 + 8)	1,221	1,009	824	3,135	2,821	3,585
10	Tax expense						
	- Current (Net off excess provision for earlier years)	276	213	145	657	398	412
	- Deferred	100	(121)	19	(18)	80	93
11	Net Profit from ordinary activities after Tax (9 - 10)	845	917	660	2,496	2,343	3,080
12	Extraordinary items (Net of tax expense)	-	-	-	-	-	-
13	Net Profit for the period (11 - 12)	845	917	660	2,496	2,343	3,080
14	Paid up equity share capital (Face value of Rs.1/- each)	2,267	2,267	2,267	2,267	2,267	17,333
15	Reserves & Surplus						
16	Earnings Per Share (EPS)						
	- Basic and Diluted EPS (not annualised*)	0.37*	0.40*	0.29*	1.10*	1.03*	1.36



A PARTICULARS OF SHAREHOLDING							
1	Public Shareholding						
	- Number of Shares	71,004,991	71,004,991	71,008,111	71,004,991	71,008,111	71,004,991
	- Percentage of shareholding	31.32%	31.32%	31.32%	31.32%	31.32%	31.32%
2	Promoters & Promoter Group Shareholding						
	a) Pledged/Encumbered	NIL	NIL	NIL	NIL	NIL	NIL
	-Number of shares	NA	NA	NA	NA	NA	NA
	-Percentage of shares (as a % of the total shareholding of Promoter and Promoter group)	NA	NA	NA	NA	NA	NA
	-Percentage of shares (as a % of the total share capital of the Company)	NA	NA	NA	NA	NA	NA
	b) Non-encumbered						
	-Number of shares	155,700,759	155,700,759	155,697,639	155,700,759	155,697,639	155,700,759
	-Percentage of shares (as a % of the total shareholding of Promoter and Promoter group)	100%	100%	100%	100%	100%	100.00%
	-Percentage of shares (as a % of the total share capital of the Company)	68.68%	68.68%	68.68%	68.68%	68.68%	68.68%
B INVESTOR COMPLAINTS							
	Pending at the beginning of the quarter		NIL				
	Received during the quarter		10				
	Disposed of during the quarter		10				
	Remaining unresolved at the end of the quarter		NIL				


SR NO	SEGMENTWISE REVENUE RESULTS AND CAPITAL EMPLOYED	QUARTER ENDED			NINE MONTHS ENDED		Rs. In Lacs
		31-Dec-14	30-Sep-14	31-Dec-13	31-Dec-14	31-Dec-13	YEAR ENDED
		Unaudited	Unaudited	Unaudited	Unaudited	Unaudited	Audited
1	Segment Revenue						
	a) Chemicals	6,970	6,800	6,289	19,815	18,674	26,271
	b) Engineering	1,273	1,182	1,019	3,455	3,267	4,669
	c) Shoppertainment	556	598	553	1,736	1,634	2,188
	d) Paints	1,381	1,349	1,296	3,909	3,387	5,063
	e) Oils	250	199	391	666	391	620
	Total	10,430	10,128	9,548	29,581	27,353	38,811
	Add/(Less): Unallocable	52	36	6	105	213	117
	Total Income	10,482	10,164	9,554	29,686	27,566	38,928
2	Segment results {Profit/(Loss) before Tax and interest from each segment}						
	a) Chemicals	1,888	1,663	1,460	5,070	4,471	6,504
	b) Engineering	44	32	36	116	(23)	37
	c) Shoppertainment	179	251	209	725	808	1,096
	d) Paints	(71)	(108)	(69)	(291)	(217)	(609)
	e) Oils	41	11	64	88	64	109
	Total	2,081	1,849	1,700	5,708	5,103	7,137
	Less :						
	(i) Interest	340	374	431	1,080	1,312	1,675
	(ii) Other unallocable expenditure, net off unallocable income	520	466	445	1,493	970	1,877
	Total Profit Before Tax	1,221	1,009	824	3,135	2,821	3,585
		(0)	-	(0)	(0)	-	(1)
3	Capital Employed (Segment Assets less Segment Liabilities)						
	a) Chemicals	9,619	9,740	10,070	9,619	10,070	10,750
	b) Engineering	1,052	1,400	1,506	1,052	1,506	1,260
	c) Shoppertainment	10,023	10,191	10,363	10,023	10,363	10,260
	d) Paints	6,390	6,416	5,777	6,390	5,777	5,914
	e) Oils	268	212	258	268	258	319
	Total	27,352	27,959	27,974	27,352	27,974	28,503
	Add : Unallocable Corporate assets less Corporate Liabilities	(5,536)	(6,975)	(8,673)	(5,536)	(8,673)	(8,903)
	Total Capital Employed	21,816	20,984	19,301	21,816	19,301	19,600




Notes :

- 1) The above results have been reviewed by the Audit committee and taken on record by the Board of Directors at their Meeting held on 13th February, 2015.
- 2) Consequent to Schedule II to the Companies Act, 2013 becoming applicable w.e.f. April 01, 2014, depreciation for the Nine months ended December 31, 2014 has been provided on the basis of the useful lives as prescribed in Schedule II. This has resulted in the depreciation expenses for quarter ended December 31, 2014 being higher by Rs. 89.65 Lacs and for Nine months ended December 31, 2014, being higher by Rs. 397.62 Lacs. Carrying Amount of Rs. 237.32 Lacs (net of Deferred Tax) on account of assets whose useful life is already exhausted as on April 01, 2014 has been adjusted to surplus in statement of Profit and Loss.
- 3) Previous year's figures have been regrouped and/or rearranged wherever considered necessary.


For M M Nissim & Co.


N. Kashinath
Partner

Place: Mumbai
Date: 13th February, 2015



By Order of the Board


Nirajkumar More
Managing Director

Place: Mumbai
Date: 13th February, 2015